

# CUSHOTHANE® EZ™

The Cold or Wet Storage Specialist

- Ultra smooth ride and ultra fast flat spot run-out
- Highest traction compound provides grip even on slippery floors
- Very low rolling resistance helps conserve battery life
- Highest glass transition point significantly reduces chunking and loss of traction in extra low temperature facilities



# CUSHOTHANE® EZ™

## Applications

Engineered specifically to perform in cold and extreme-deep freeze warehouses. This softer compound also excels as a general use drive wheel for medium loads and speeds typically found on Walkie Pallet trucks operating in grocery stores, big box stores and small, clean warehouses.

## The Finest Cold Storage/Freezer Solution

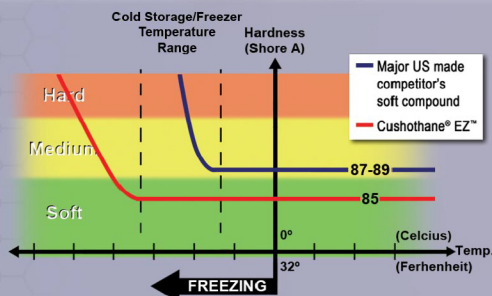


**Smoothest ride and quickest run-out of any flat spot** - for less vibration and reduced noise, minimizing machine and operator fatigue and increasing productivity

**Superior traction in all conditions** - unmatched performance in wet and cold conditions

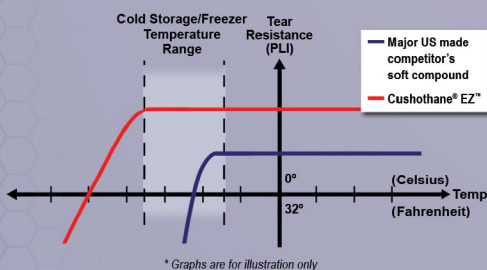
**Excellent energy savings** - very low rolling resistance minimizes battery drainage in cold storage applications and provides longest operating time possible

**Highest chunk resistance** - especially at low temperature from a specialized polyurethane compound



### Consistently Soft

- Cushothane® EZ™ holds its softness and flexibility beyond the normal cold storage/freezer temperature range.
- The competitor's harder compound and different chemistry quickly becomes harder and more brittle in normal cold storage/freezer temperatures, causing a harder ride, loss of traction and chunking.



### Highest Chunk Resistance

- Cushothane® EZ™ is a high performance polyurethane which has a very high cut & tear resistance. Many competitors use a hard polyurethane with modified cure times to achieve a softer compound but sacrifice cut & tear properties.
- Moreover, the Cushothane® EZ™ was engineered to maintain high cut & tear resistance at low temperatures.

## Customer Reviews

"When an end-user has an application where they want a soft ride, need traction, and have had problems with tires chunking off, I always endorse Superior Tire & Rubber Corp's Cushothane® EZ™ compound as the best tool for the job. I've even promoted it's ability to other dealers."

-Richard Ceccacci, VP - Ceccacci Lift Truck Service

"Recently, a competitor's tire was flat-spotting for us and offered very short and unsatisfactory work life. Superior Tire & Rubber Corp's Cushothane® EZ™ Smooth Crown tire, siped for traction, eliminated the flat-spotting, giving us truly the longest ride and greatest value."

-Bob Bartolomeo, Maintenance Supervisor - SYSCO Foods Services


### Tires

CL-I CL-II CL-III



### Load Wheels

CL-II CL-III



## Superior Select™

(Ships Same or Next Business Day<sup>1</sup>)

OEM	OEM Part #	Dimensions
Raymond®	632-090	10x5x6.5 TSW
Raymond®	1068262/001	12x4.5x8 SC
HYG®	524320945	12x4.5x8 TSW
Raymond®	632-104	12x5x9 TSW
HYG®	524279974	12x5.5x8 TSW
Crown®	79494	13x4.5x8 TSW
Crown®	121501	13x5.5x9.5 TSW
HYG®	524279967	13.5x5.5x8 TSW
HYG®	524279972	13.5x6x10.5 TSW

Cushothane® EZ™ Tires & Wheels are also available for AGVs and in **Ultra-Large OD**.

## Available Tread Styles

1. SuperSiped™
2. X-Groove
3. Diagonal Groove
4. Center Groove
5. Flat (standard)



<sup>1</sup>Refer to terms and conditions at [www.SuperiorTire.com](http://www.SuperiorTire.com)



WESTMAT.COM

