

# VERTICAL MAST LIFT

**AICHI**  
A TOYOTA INDUSTRIES COMPANY

12 & 16 FT. PLATFORM HEIGHTS

# VERTICAL VERSATILITY

- ▶ AC Drive Motors
- ▶ Toyota Motor Controllers
- ▶ Zero Degree Inside Turning Radius
- ▶ Digital Monitor w/ On-Board Tuning
- ▶ Sliding Extension Deck



WM1230K | WM1630K





MICHl

MICHl

WM1630K

LifeMaster

DO NOT ENTER



# RAISE YOUR EXPECTATIONS

**THE AICHI VERTICAL MAST LIFT.** These compact and versatile machines deliver an innovative solution for your tight-fitting, high-reaching needs. They run longer and with precision travel that can't be matched by traditional DC or hydraulic drive systems. Thoughtful ergonomics and quality components keep workers productive and minimize maintenance costs for ultimate peace of mind.

## AICHI VERTICAL MAST LIFT ADVANTAGES

### AC DRIVE MOTOR:

BRUSHLESS MOTOR DESIGN REQUIRES LESS MAINTENANCE AND DELIVERS GREATER POWER AND LONGER BATTERY LIFE.

#### ▶ ZERO-DEGREE INSIDE TURNING RADIUS:

Tight turning for intuitive, easy operation.

#### ▶ DURABLE CONSTRUCTION:

Heavy-gauge steel panels and powder-coated paint make the AICHI Vertical Mast Lifts built to last.

#### ▶ PLATFORM EXTENSION:

An additional 15 inches of platform length allows operators to reach across fixed objects for greater accessibility and flexibility.

#### ▶ TILT ALARM:

Alarm and indicators alert operators to unsafe working conditions and platform movement is limited until proper operation is restored.

### ANTI-ROLLBACK FUNCTION:

WHEN A STEEP GRADE IS ENCOUNTERED THE BRAKE IS APPLIED TO PREVENT THE LIFT FROM ROLLING BACK DOWN A RAMP WHILE IN USE.

#### ▶ 3-STAGE TELESCOPING MAST:

Mast with hydraulic cylinder and chain drive provides smooth operation and exceptional stability.

#### ▶ EASY BATTERY ACCESS:

Quickly access batteries via the service panels on both sides, even with the platform lowered.

#### ▶ UPPER CONTROL BOX:

Upper platform control box offers remote use for maneuvering the truck in tight spaces. Horn, battery discharge, and tilt alarm indicators ensure ease of use.



# RISE AND SHINE

---

The thoughtful design of the AICHI Vertical Mast Lift puts you in control and grants everything you need to get the job done quickly and efficiently. The ergonomic control handle and smooth AC drive motors allow for precise positioning of the lift in tight quarters. A standard 110V power outlet allows for convenient use of power tools and battery chargers. And an intuitively designed platform extension provides an additional 15 inches of working space, making it easier to safely reach across objects.

## MAINTENANCE MADE EASY

Quality components such as the Toyota-designed and built motor controllers help to reduce your overall maintenance costs and improve uptime. The no-tools required, easy-access service panel covers and hydraulic oil level indicator make performing routine maintenance a breeze. Troubleshooting and programming is also effortlessly managed through the multi-function display on the lower control panel.





## AICHI VERTICAL MAST LIFT

PLATFORM WORKING HEIGHT  
**18 - 22 FT.**

MOTOR  
**24V**

TURN RADIUS  
**0°**

### INDUSTRIES



Construction



General  
Warehousing



Retail



Facility  
Maintenance



General  
Manufacturing

## STANDARD FEATURES

### PERFORMANCE

- 24 volt AC drive system
- Improved running time over DC or hydraulic drive motors
- Full 90 degree steering angle
- Zero degree inside turning radius
- Anti-rollback function
- Roll-out platform extension deck
- 30% gradeability
- Reduced speed with platform elevated
- Proportional drive control
- Toyota motor controllers with CAN-bus communication
- Controlled descent function
- Emergency lowering valve

### BODY/EXTERIOR DESIGN

- Tilt alarm
- Pothole protection system
- Horn & travel alarm
- Solid non-marking tires
- Steel construction on all panels
- 110V AC power to platform
- Powder-coated paint
- Spring loaded access gate
- Lanyard attachment points (2)
- Machine tie downs (front and back)
- Upper control box with:
  - Joystick control with steering switch
  - Tilt alarm indicator light
  - Horn button
- Battery discharge indicator
- Detachable control cable
- Emergency Power Off (EPO)
- Remote off-truck operation capability
- Upper control lever guard
- Error indicator
- Dual LED flashing beacons

### SERVICEABILITY

- LCD multi-function display with:
  - Battery discharge indicator
  - Hour meter
  - Error code display
  - Battery charging status indicators
- Brushless AC drive motors
- High-efficiency battery charger
- Cord error indicator
- Four 6 volt, 225AH deep cycle batteries
- Hydraulic oil level indicator
- No-tools required, easy-access battery covers

## OPTIONAL EQUIPMENT

- LED work lights
- Fire extinguisher bracket
- Tool tray
- Parcel tray
- Fluorescent tube holder
- AGM maintenance free battery



# LIFT SPECIFICATIONS

## MODEL NUMBERS

DIMENSIONS AND WEIGHT			WM1230K	WM1630K
<b>A</b>	Overall Length	ft in (m)	4' 6" (1.37)	4' 8" (1.42)
<b>B</b>	Overall Width	in (cm)	30 (76)	30 (76)
<b>C</b>	Overall Height	ft in (m)	6' (1.83)	6' 2" (1.88)
	Vehicle Weight <sup>1</sup>	lb (kg)	2161 (980)	2315 (1050)
	Turning Radius (Inside)	deg	0	0
<b>D</b>	Turning Radius (Outside)	in (m)	50.4 (1.28)	50.4 (1.28)
<b>E</b>	Ground Clearance (Center of Wheelbase)	in (cm)	2.6 (6.5)	2.6 (6.5)
<b>F</b>	Ground Clearance (w/ Pothole Protectors Deployed)	in (cm)	0.63 (1.6)	0.63 (1.6)
<b>G</b>	Wheelbase	in (m)	39.6 (1.0)	39.6 (1.0)
	Ground Bearing Pressure	psi	137.8	137.8
	Tire Size (Diameter x Width)	in (cm)	12.7x3.9 (32.3x10)	12.7x3.9 (32.3x10)
<b>H</b>	Tread (Front and Rear)	in (cm)	26 (66)	26 (66)
PLATFORM			WM1230K	WM1630K
	Platform Capacity at Lift Height	lb at in (kg at m)	500 @ 148 (227 @ 3.75)	500 @ 189 (227 @ 4.81)
	Platform Extension Capacity	lb (kg)	249 (113)	249 (113)
	Platform Working Height	ft (m)	18' 4" (5.6)	21' 9" (6.6)
	Platform Height	Lowered	in (m)	1' 10.5" (0.57)
		Elevated	ft (m)	15' 9" (4.81)
<b>I</b>	Platform Inner Length	in (cm)	38.6 (98)	38.6 (98)
<b>J</b>	Platform Extension Length	in (cm)	15 (38)	15 (38)
<b>K</b>	Platform Inner Width	in (cm)	23.2 (59)	23.2 (59)
<b>L</b>	Platform Railing Height	in (cm)	43.3 (110)	43.3 (110)
	Number of Mast Stages	#	4	5
PERFORMANCE			WM1230K	WM1630K
	Platform Lift/Lower Time	sec	15/18	20/18
	Max Travel Speed <sup>2,3</sup>	Lowered	mph (km/h)	3 (4.8)
		Elevated	mph (km/h)	0.5 (0.8)
	Voltage	V	24	24
	Drive & Steer System		Joystick with Steering Switch	Joystick with Steering Switch
	Gradeability <sup>2,3</sup>	deg (%)	17° (30%)	17° (30%)
	Tire Type		Solid	Solid
	Maximum Drive Height	ft (m)	12' 4" (3.75)	15' 9" (4.81)
	Lift Control System		Semi-Proportional	Semi-Proportional

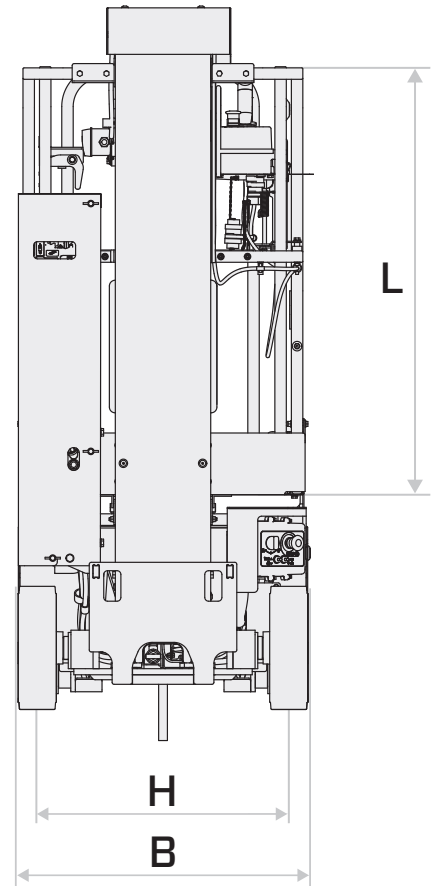
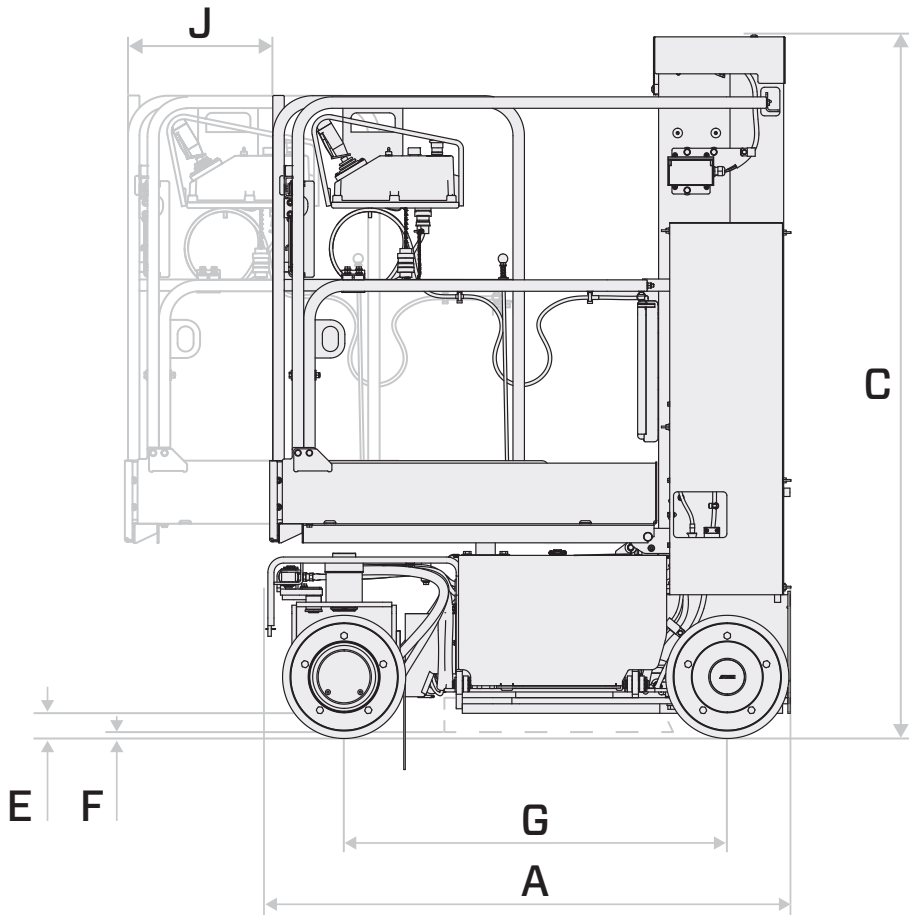
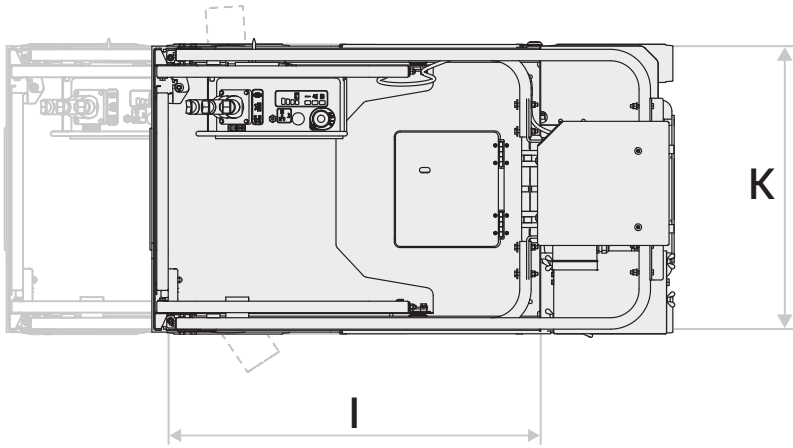
<sup>1</sup> Weight information is approximate and does not take into account different option configurations or special designs

<sup>2</sup> Function speeds and gradeability assume there is one person on the platform and the battery is fully charged

<sup>3</sup> Travel speed and gradeability are subject to surface conditions and sufficient traction



# EXTERIOR DIMENSIONS







## AICHI VERTICAL MAST LIFT

- ▶ AICHI is a trusted worldwide aerial equipment manufacturer, renowned for its tradition of excellence and commitment to quality and efficiency.
- ▶ With 250,000 units sold worldwide since 1965 and a broad equipment range, AICHI has firmly established itself as a leading authority in aerial lifts. Over 50 years of business experience contributes to the company's success and expertise within the aerial work platform market.
- ▶ AICHI's industry-leading work is founded upon a tradition of excellence and a proven track record of innovation. Our implementation of thoughtful engineering considerations based on user feedback contribute to continued advancements like standard AC drive motors.
- ▶ AICHI's trusted brand joins Toyota's industry-leading network of dealers for product support to provide first-class customer service. Resources include factory-trained service technicians and flexible leasing and financing packages through Toyota Industries Commercial Finance.

For more information, including full specs, see your Toyota Dealer or visit [ToyotaForklift.com](https://ToyotaForklift.com).

# AICHI

A TOYOTA INDUSTRIES COMPANY

Some product features described or depicted herein are optional. Please consult your dealer for specifications. Details of specifications and equipment are based on information available at time of printing and may change without notice.

▶ FIND YOUR DEALER [ToyotaForklift.com](https://ToyotaForklift.com)

00722AICHIVERTICAL  
©2020 Toyota Material Handling, Inc.